



**Year 6 Eagles and Buzzards: Week 5, Term 6 – Peasants, Princes and Pestilence**


The following activities are for you to complete as home learning or if you are in school as part of the key worker group. If you are coming in to school for one of the two-day periods, we will complete the activities for those days whilst you are in school (this may take a different form for some activities as we will not have access to computers).

We are not expecting you to do any additional work at home on the days that you are in school.

Helpful videos to support the Maths this week can be found at <https://whiterosemaths.com/homelearning/year-6/> Check the video is relevant to the task your child is completing.

<p align="center"><b>Literacy Day 1</b></p>	<p align="center"><b>Maths Day 1</b></p>	<p align="center"><b>SPAG Day 1</b></p>	<p align="center"><b>Topic Day 1</b></p>
<p>For the next few weeks, we are going to be looking at Legends and linking it to our topic of Peasants, Princes and Pestilence.</p> <p>Complete “Observe, Wonder and Infer” on PurpleMash. Remember to write in full sentences and use evidence from the pictures to back your thoughts.</p> <p>The pictures are from a well-known medieval legend. Can you guess which one it is?</p>	<p><b>Complete the following:</b> ‘Hit the button’ game to practice your speed with times tables (and other options available). <a href="https://www.topmarks.co.uk/maths-games/hit-the-button">https://www.topmarks.co.uk/maths-games/hit-the-button</a> You can also download this app for your tablets  (You do not need to hand this task in. Complete it as many times as you wish – you can try to improve your score each day.)</p> <p><b>Today your learning will come from the BBC bitesize website.</b></p> <p>You will be looking at ‘Perimeter and Area of rectilinear shapes’ Click on the link to take you to a slideshow and two activities for you to choose from:  <a href="https://www.bbc.co.uk/bitesize/articles/znt3hcv">https://www.bbc.co.uk/bitesize/articles/znt3hcv</a></p> <p>You can mark your work with a family member or by yourself.</p> <p>If you wish, you could let your teacher know how you got on with today’s task. Good luck!</p>	<p>Complete the Spelling task (Y6 SUM2 WK5 – Quiz) on PurpleMash. To help you practice the words in the quiz, there is a ‘Look, Say, Cover, Write, Check’ sheet and dictation sheet your classroom page. You might like to practice the words before you complete the quiz.</p>	<p><b>Topic:</b> Today you will be learning what it takes to become a noble and honourable knight.</p> <p>You first task will be to research something called the ‘Knights chivalric code’. Below are two useful links (click on them to open the webpage):</p> <p><a href="https://www.medieval-life-and-times.info/medieval-topics/code-of-chivalry.html">https://www.medieval-life-and-times.info/medieval-topics/code-of-chivalry.html</a> <a href="https://www.atozkidsstuff.com/colorpages/countries/kncode.html">https://www.atozkidsstuff.com/colorpages/countries/kncode.html</a></p> <p>Using your newfound knowledge of the Knights’ code of chivalry, your task is to design a poster to show this information. You could use the tea staining techniques that you used on your ancient journals to create medieval looking paper to write on, and then perhaps roll up like a scroll. Maybe you could also include some ‘illuminated letters’ like you did a couple weeks ago. If you’re working from home, please share with your teaching on Purple Mash email.</p>
<p><b>Reading</b> – please read each day, for 15-20 minutes. Ask your child questions about what they have read, for examples of appropriate questions, see your class website page. This is the link to our Accelerated Reading hub. <a href="https://ukhosted88.renlearn.co.uk/6708070/">https://ukhosted88.renlearn.co.uk/6708070/</a> You can quiz on books you are reading at home by logging on here (same login details as in school)</p>			
<p><b>PE</b> - Please continue to keep active – this can be done by following Joe Wicks Body Coach workouts or others such as Oti Mabuse on Youtube doing a variety of dance routines or ‘Stay at Home Football Coaching’. There are many activities you can join in with. Remember to take time for your mental health too – Peace Out Guided Meditation or Cosmic Yoga.</p>			

Literacy Day 2	Maths Day 2	SPAG Day 2	Topic Day 2
<p>Read “King Arthur – retold and illustrated by Marcia Williams” on your class Page.</p> <p>Your task today is to complete a story map to retell the Legend of King Arthur. It must have at least five plot points. On each plot point, make sure you include, what is happening, who is involved and how they might be feeling. Add as many pictures and symbols as you like to your story map.</p>	<p><b>Complete the following:</b>  ‘Hit the button’ game to practice your speed with times tables (and other options available).  <a href="https://www.topmarks.co.uk/maths-games/hit-the-button">https://www.topmarks.co.uk/maths-games/hit-the-button</a>  You can also download this app for your tablets</p>  <p>(You do not need to hand this task in. Complete it as many times as you wish – you can try to improve your score each day.)</p> <p><b>Today’s Mathletics task:</b></p> <p>Carrying on from Yesterday’s work on Perimeter and Area of rectilinear shapes, you have 2 activities to complete on Mathletics:  Task 1 – ‘Perimeter’  Task 2 – ‘Area: Squares and Rectangles’</p> <p>Good luck – remember the difference between area and perimeter and try to get full marks!</p>	<p>Complete the activities on semi colons using the link below:</p> <p><a href="https://www.bbc.co.uk/bitesize/topics/zvwxnb/articles/zshfdxs">https://www.bbc.co.uk/bitesize/topics/zvwxnb/articles/zshfdxs</a></p> <p>Can you use these in your writing this week?</p>	<p><b>History:</b></p> <p>What did knights do when they weren’t fighting? Watch this clip and make some notes on the things they had to do.</p> <p><a href="https://www.youtube.com/watch?v=JV6lBtMAlso">https://www.youtube.com/watch?v=JV6lBtMAlso</a></p> <p>Click on the 2Do ‘<b>What do knights do when they are not fighting</b>’. Using the storyboard format, describe 6 things they had to do, briefly, in the caption box. You can choose illustrations from the clip art or you can create your own.</p>
<p><b>Reading</b> – please read each day, for 15-20 minutes.  Ask your child questions about what they have read, for examples of appropriate questions, see your class website page.  This is the link to our Accelerated Reading hub.  <a href="https://ukhosted88.renlearn.co.uk/6708070/">https://ukhosted88.renlearn.co.uk/6708070/</a>  You can quiz on books you are reading at home by logging on here (same login details as in school)</p>			
<p><b>PE</b> - Please continue to keep active – this can be done by following Joe Wicks Body Coach workouts or others such as Oti Mabuse on Youtube doing a variety of dance routines or ‘Stay at Home Football Coaching’. There are many activities you can join in with. Remember to take time for your mental health too – Peace Out Guided Meditation or Cosmic Yoga.</p>			

Literacy Day 3	Maths Day 3	SPAG Day 3	Topic Day 3
<p>We are going to look at the characters of the legend of King Arthur in more detail today.</p> <p>For each character in the legend - Arthur, Merlin, Sir Kay and Sir Ector - create a character profile (there is a template on your class page). Think about using a range of words to describe the character's appearance, personality, action and thoughts and feelings.</p>	<p><b>Complete the following:</b>  'Hit the button' game to practice your speed with times tables (and other options available).  <a href="https://www.topmarks.co.uk/mathsgames/hit-the-button">https://www.topmarks.co.uk/mathsgames/hit-the-button</a>  You can also download this app for your tablets</p>  <p>(You do not need to hand this task in. Complete it as many times as you wish – you can try to improve your score each day.)</p> <p><b>Today your learning will come from the BBC bitesize website.</b></p> <p>You will be looking at 'Area of a triangle' Click on the link to take you to a slideshow and two activities for you to choose from:</p> <p><a href="https://www.bbc.co.uk/bitesize/articles/z6bq4xs">https://www.bbc.co.uk/bitesize/articles/z6bq4xs</a></p> <p>You can mark your work with a family member or by yourself.</p> <p>You also have an activity on Mathletics called 'Area of Triangles'</p> <p>Good luck!</p>	<p><b>Complete the activities on hyphens and dashes using the</b></p> <p><b>below:</b></p> <p><a href="https://www.bbc.co.uk/bitesize/topics/zvwxnb/articles/zg8gbk7">https://www.bbc.co.uk/bitesize/topics/zvwxnb/articles/zg8gbk7</a></p> <p>Can you use these in your writing this week?</p>	<p>Research the costumes and clothing of medieval times. Look at these two links, you may be able to find others too.</p> <p><a href="https://www.historyonthenet.com/medieval-clothing">https://www.historyonthenet.com/medieval-clothing</a></p> <p><a href="https://www.medievalists.net/2015/06/10-fun-fashion-facts-from-the-middle-ages/">https://www.medievalists.net/2015/06/10-fun-fashion-facts-from-the-middle-ages/</a></p> <p>Create an information page/poster to share what you have learnt. Make it large enough to read, include drawings or illustrations to make it attractive, eye-catching, and informative. - maybe even include some fun facts.</p>
<p><b>Reading</b> – please read each day, for 15-20 minutes.  Ask your child questions about what they have read, for examples of appropriate questions, see your class website page.  This is the link to our Accelerated Reading hub.  <a href="https://ukhosted88.renlearn.co.uk/6708070/">https://ukhosted88.renlearn.co.uk/6708070/</a>  You can quiz on books you are reading at home by logging on here (same login details as in school)</p>			
<p><b>PE</b> - Please continue to keep active – this can be done by following Joe Wicks Body Coach workouts or others such as Oti Mabuse on Youtube doing a variety of dance routines or 'Stay at Home Football Coaching'. There are many activities you can join in with. Remember to take time for your mental health too – Peace Out Guided Meditation or Cosmic Yoga.</p>			

### Literacy Day 4

We are going to be retelling the legend of King Arthur in our own words over the next few days. We will be writing about one plot point per day.

Today you will be writing the first paragraph for when *King Uther died and Merlin created the sword in the stone*. It is important that you do not write about anything that happens after this point.

Your writing must have the correct punctuation and make senses, as well as:

- 5-12 sentences
- Range of sentence openers
- Range of conjunctions
- Varied sentence length
- Blance of description, action and dialogue

There is a blog titled “King Arthur Legends” on PurpleMash for you to publish your writing and give you an opportunity to peer assess and find inspiration, like we do in class.

### Maths Day 4

**Complete the following:**

‘Hit the button’ game to practice your speed with times tables (and other options available).

<https://www.topmarks.co.uk/maths-games/hit-the-button>

You can also download this app for your tablets

Hit the Button app available!   

(You do not need to hand this task in. Complete it as many times as you wish – you can try to improve your score each day.)

**Today your learning will come from the BBC bitesize website.**

You will be looking at ‘Area of a parallelogram’ Click on the link to take you to a slideshow and two activities for you to choose from:

<https://www.bbc.co.uk/bitesize/articles/zdyfc82>

You can mark your work with a family member or by yourself.

You also have an activity on Mathletics called ‘Area of Parallelograms’

Good luck!

### SPAG Day 4

Complete the activities on commas in sentences using the link below:

<https://www.bbc.co.uk/bitesize/topics/zvwxnb/articles/zc773k7>

Can you use these in your writing this week?

### Topic Day 4

<https://www.youtube.com/watch?v=M4nEIPEDihU>

Although discovered many centuries before, stained glass windows became really popular in the medieval times. Many great monasteries and abbeys had them installed when they were built. Mostly they tell a story across a sequence of windows and are usually about a religious story from the bible. They were the first form of visual story telling.

Today, you are going to design your own single stain glass window. Think back to what you have learnt about life in medieval times. Your ‘story’ for your stained glass can be about linked to life in those times. It doesn’t need to be complicated, just depicting a scene of something from the period.



**Reading** – please read each day, for 15-20 minutes.



Ask your child questions about what they have read, for examples of appropriate questions, see your class website page.

This is the link to our Accelerated Reading hub.

<https://ukhosted88.renlearn.co.uk/6708070/>

You can quiz on books you are reading at home by logging on here (same login details as in school)

**PE** - Please continue to keep active – this can be done by following Joe Wicks Body Coach workouts or others such as Oti Mabuse on Youtube doing a variety of dance routines or ‘Stay at Home Football Coaching’. There are many activities you can join in with. Remember to take time for your mental health too – Peace Out Guided Meditation or Cosmic Yoga.

Literacy Day 5	Maths Day 5	SPAG Day 5	Topic Day 5
<p>We are going to be retelling the legend of King Arthur in our own words over the next few days. We will be writing about one plot point per day.</p> <p>Today you will be writing the first paragraph for when <i>the knights and noblemen trying to remove the stone</i>. It is important that you do not write about anything that happens after this point.</p> <p>Your writing must have the correct punctuation and make senses, as well as:</p> <ul style="list-style-type: none"> <li>- 5-12 sentences</li> <li>- Range of sentence openers</li> <li>- Range of conjunctions</li> <li>- Varied sentence length</li> <li>- Blance of description, action and dialogue</li> </ul> <p>There is a blog titled “King Arthur Legends” on PurpleMash for you to publish your writing and give you an opportunity to peer assess and find inspiration, like we do in class.</p>	<p><b>Complete the following:</b>  ‘Hit the button’ game to practice your speed with times tables (and other options available).  <a href="https://www.topmarks.co.uk/maths-games/hit-the-button">https://www.topmarks.co.uk/maths-games/hit-the-button</a>  You can also download this app for your tablets</p>  <p>(You do not need to hand this task in. Complete it as many times as you wish – you can try to improve your score each day.)</p> <p><b>Today’s Mathletics task:</b></p> <p>The final objective you will do this week will be to find out ‘VOLUME’....and I am not talking about how loud your music or computer consoles are.</p> <p>This video will help to explain how to find volume of cuboids (a 3d shape)  <a href="https://www.bbc.co.uk/bitesize/topics/zjbg87h/articles/zcrxtyc">https://www.bbc.co.uk/bitesize/topics/zjbg87h/articles/zcrxtyc</a></p> <p>Your task is called ‘Volume: Rectangular prism 1’</p> <p>Good luck</p>	<p>Complete the activities on subordinating conjunctions using the link below:</p> <p><a href="https://www.bbc.co.uk/bitesize/topics/zwpp8mn/articles/zqk37p3">https://www.bbc.co.uk/bitesize/topics/zwpp8mn/articles/zqk37p3</a></p> <p>Can you use these in your writing this week?</p>	<p>Today you can create your window from your design. You can use - tissue paper, pens on paper with outlines in black, sharpies on plastic, sharpies /pens on photo paper, paint on paper - be creative. Use what you have available. J</p> <p>If you are working from home, please take a photo and email it to your class teacher with an explanation of what your window is showing.</p> 
<p><b>Reading</b> – please read each day, for 15-20 minutes.  Ask your child questions about what they have read, for examples of appropriate questions, see your class website page.  This is the link to our Accelerated Reading hub.  <a href="https://ukhosted88.renlearn.co.uk/6708070/">https://ukhosted88.renlearn.co.uk/6708070/</a>  You can quiz on books you are reading at home by logging on here (same login details as in school)</p>			
<p><b>PE</b> - Please continue to keep active – this can be done by following Joe Wicks Body Coach workouts or others such as Oti Mabuse on Youtube doing a variety of dance routines or ‘Stay at Home Football Coaching’. There are many activities you can join in with. Remember to take time for your mental health too – Peace Out Guided Meditation or Cosmic Yoga.</p>			